


Digital Shore hardness tester SAUTER HD



Professional Shore hardness tester

Features **Technical data** **Accessories**

- **Shore A, 0 and D** to measure the hardness of plastics through penetration measurement
- **Shore A** rubber, elastomers, neoprene, silicone, vinyl, soft plastics, felt, leather and similar material
- **Shore 0** foam, sponge
- **Shore D** plastics, formica, epoxides, plexiglass etc.
- **Delivered in a robust carrying case**
- Particularly recommended for internal comparison measurement. Standard calibrations e. g. to DIN 7619-1 are not possible because of very narrow standard tolerances
- Can be attached to the test stands TI-ACL (for Shore A and 0), TI-DL (for Shore D) to improve measuring uncertainty
- Large display with backlight
- Selectable: AUTO-OFF function or continuous operation, battery level indicator





















- Tolerance: 1 % of [Max]
- Overall dimensions W×D×H 65×38×162 mm
- Net weight approx. 173 g
- Permissible ambient temperature 0 °C/50 °C
- Transfer via RS-232 to the PC, e.g. to Microsoft Excel®
- Measuring frequency: 30 display updates per minute
- Battery operation, batteries standard 2× 1.5 V AAA
- Material thickness of the sample, min. 4 mm

- **Data transfer software**, interface cable included, SAUTER ATC-01
- **1 7 hardness comparison plates** for Shore A, tolerance up to ± 2 HA, SAUTER AHBA-01
- **2 3 hardness comparison plates** for Shore D, tolerance up to ± 2 HD, SAUTER AHBD-01
- **Factory calibration of the comparison plates**, SAUTER 961-170
- **Test stand** for HDA and HDO, SAUTER TI-ACL
- **Test stand** for HDD, see page 52, SAUTER TI-DL

STANDARD						OPTION

Model	Hardness type	Measuring range		Readout	
		[Max]	HS	[d]	HS
SAUTER					
HDA 100-1.	Shore A	100 HA		0,1 HA	
HDO 100-1.	Shore 0	100 HO		0,1 HO	
HDD 100-1.	Shore D	100 HD		0,1 HD	

Pictograms

 Adjusting program (CAL): For quick setting of the instrument's accuracy. External adjusting weight required.	 Control outputs (optocoupler, digital I/O): to connect relays, signal lamps, valves, etc.	 Battery operation: Ready for battery operation. The battery type is specified for each device.
 Calibration block: standard for adjusting or correcting the measuring device.	 Analogue interface: to connect a suitable peripheral device for analogue processing of the measurements	 Rechargeable battery pack: rechargeable set.
 Peak hold function: capturing a peak value within a measuring process.	 Statistics: using the saved values, the device calculates statistical data, such as average value, standard deviation etc.	 Mains adapter: 230V/50Hz in standard version for EU. On request GB, AUS or USA version available.
 Scan mode: continuous capture and display of measurements.	 PC Software: to transfer the measurement data from the device to a PC.	 Power supply: Integrated, 230V/50Hz in EU. More standards e.g. GB, AUS or USA on request.
 Push and Pull: the measuring device can capture tension and compression forces.	 Printer: a printer can be connected to the device to print out the measurement data.	 Motorised drive: The mechanical movement is carried out by a electric motor.
 Length measurement: captures the geometric dimensions of a test object or the movement during a test process.	 GLP/ISO record keeping: of measurement data with date, time and serial number. Only with SAUTER printers	 Motorised drive: The mechanical movement is carried out by a synchronous motor (stepper).
 Focus function: increases the measuring accuracy of a device within a defined measuring range.	 Measuring units: Weighing units can be switched to e.g. non-metric at the touch of a key. Please refer to website for more details.	 Fast-Move: the total length of travel can be covered by a single lever movement.
 Internal memory: to save measurements in the device memory.	 Measuring with tolerance range (limit-setting function): Upper and lower limiting can be programmed individually. The process is supported by an audible or visual signal, see the relevant model	 DAkkS calibration possible: The time required for DAkkS calibration is shown in days in the pictogram.
 Data interface RS-232: bidirectional, for connection of printer and PC.	 Measuring units: Weighing units can be switched to e.g. non-metric at the touch of a key. Please refer to website for more details.	 Factory calibration: The time required for factory calibration is specified in the pictogram.
 Data interface USB: To connect the measuring instrument to a printer, PC or other peripheral devices.	 Measuring units: Weighing units can be switched to e.g. non-metric at the touch of a key. Please refer to website for more details.	 Package shipment: The time required for internal shipping preparations is shown in days in the pictogram.
 Data interface Infrared: To transfer data from the measuring instrument to a printer, PC or other peripheral devices.	 ZERO: Resets the display to "0".	 Pallet shipment: The time required for internal shipping preparations is shown in days in the pictogram.

Your KERN specialist dealer: